

# AEL Graduate

die-cast aluminium Radiators

## The Graduate

Sleek designer style high output die-cast aluminium central heating radiators



# Graduate

die-cast aluminium Radiators

## Graduate 2000 Aluminium sectional radiators

AEL GRADUATE 2000 radiators are amongst the world's finest hot water heat emitters. They are made from high grade die-cast aluminium and finished in a beautiful white polyester-powder coating.

They are suitable for almost any application - traditional, modern, or futuristic.

There are five models (heights) in the range and they all deliver a greater heat output than conventional steel panel radiators: a GRADUATE 2000 radiator will require only half the wall space of a steel panel unit to deliver the same amount of heat. It is no longer necessary to suffer the eye-sore problems of ugly, over-large wall panels.

GRADUATE 2000 radiators consist of individual sections joined together to form complete heat emitting assemblies. This means that they can be tailored to meet a room's specific requirements from both a heating and aesthetic point of view i.e. to accurately provide the correct number of thermal units to heat, and optimum size and proportion to enhance.

They can be fitted with standard or thermostatic rad valves, and used within any normal indirect hot water central heating system and should a change of specification at a later date dictate an increase or decrease in heat output, sections can be added or removed after installation has been completed.


Aluminium sectional radiators have been distributed throughout the UK for 25 years and they enjoy a reputation for elegance, efficiency, practicality and reliability. They are suitable for domestic applications plus more demanding situations such as offices, hospitals and schools etc., and can be relied on to prove a worthwhile, longterm investment.

## Highrise Aluminium sectional radiators

Identical in concept to the GRADUATE 2000 models, AEL HIGHRISE high output radiators are ideal for use in situations where lateral wall space is limited but where tall, narrow sites can be exploited - e.g. in corners, on columns or window divisions etc.

They can be employed within the same systems as GRADUATE 2000, or independently, and are finished in the same luxury white coating.

AEL have a range of high quality standard and thermostatic radiator valves, they are available to suit both the HIGHRISE and GRADUATE 2000 radiators.



# Models, Outputs & Technical Data

## AEL GRADUATE 2000 die-cast aluminium sectional radiators.

Pressure Tested to 130psi. Outputs stated are to 60°C∅.

Model Number		RG430	RG580	RG680	RG780	RG880
Output	Watts	132	177	203	228	253
	Btu/h	450	604	692	777	863
Height (A)	mm	428	578	678	778	878
	ins	16.85	22.76	26.69	30.63	34.57
Depth (B)	mm	98	98	98	98	98
	ins	3.86	3.86	3.86	3.86	3.86
Width (C)	mm	80	80	80	80	80
	ins	3.15	3.15	3.15	3.15	3.15
Tapping Centres (D)	mm	350	500	600	700	800
	ins	13.78	19.69	23.62	27.56	31.5
Weight	kg	1.19	1.65	1.81	1.97	2.29
	lbs	2.62	3.64	3.99	4.34	5.05
Water Content	Ltrs	0.33	0.41	0.46	0.51	0.56
	galls	0.073	0.09	0.1	0.11	0.123

## AEL HIGHRISE extruded aluminium sectional radiators.

Pressure Tested to 130psi. Outputs stated are to 60°C∅.

Model Number		HA90	HA100	HA120	HA140	HA160	HA180	HA200
Output	Watts	232	252	288	324	357	389	421
	Btu/h	792	860	983	1105	1218	1327	1436
Height (A)	mm	966	1066	1266	1466	1666	1866	2066
	ins	38	42	49.8	57.7	65.6	73.5	81.3
Depth (B)	mm	90	90	90	90	90	90	90
	ins	3.5	3.5	3.5	3.5	3.5	3.5	3.5
Width	mm	80	80	80	80	80	80	80
	ins	3.15	3.15	3.15	3.15	3.15	3.15	3.15
Tapping Centres (C)	mm	900	1000	1200	1400	1600	1800	2000
	ins	35.4	39.4	47.3	55.1	63	70.9	78.8
Weight	kg	1.85	2.00	2.30	2.60	2.90	3.20	3.50
	lbs	4.57	4.94	5.68	6.42	7.16	7.90	8.65
Water Content	Ltrs	0.43	0.47	0.55	0.62	0.70	0.78	0.86
	galls	0.09	0.10	0.12	0.14	0.15	0.17	0.19

## Correction Factors - Outputs stated are to 60°C∅

The output tables shown are calculated at 60°C∅. Mean water temperature minus Designed Air Temperature = ∅

∅ = CF	∅ = CF	∅ = CF	∅ = CF	∅ = CF	∅ = CF	∅ = CF
30=0.39	40=0.58	EN 442 50= 0.78	60=1.00	70=1.22	80=1.47	90=1.71
31=0.42	41=0.60	51=0.81	61=1.02	71=1.25	81=1.49	91=1.74
32=0.43	42=0.62	52=0.83	62=1.04	72=1.27	82=1.51	92=1.77
33=0.45	43=0.64	53=0.85	63=1.07	73=1.30	83=1.54	93=1.79
34=0.47	44=0.66	54=0.87	64=1.09	74=1.32	84=1.56	94=1.82
35=0.49	45=0.68	55=0.89	65=1.11	75=1.35	85=1.59	95=1.84
36=0.51	46=0.70	56=0.91	66=1.13	76=1.37	86=1.61	96=1.87
37=0.53	47=0.72	57=0.93	67=1.16	77=1.39	87=1.64	97=1.89
38=0.55	48=0.74	58=0.96	68=1.18	78=1.42	88=1.66	98=1.92
39=0.56	49=0.76	59=0.98	69=1.20	79=1.44	89=1.69	99=1.95

Calculating the correct assembly for individual rooms is simple e.g. if the heat requirement for a specific room is, say, approx. 1329 Watts, and the most suitable height radiator for it is, say, 428mm, reference to the tables would quickly indicate that an assembly of 10 sections of model RG430 would be ideal i.e. one model RG430 section of 132 Watts multiplied by 10=1320 Watts.

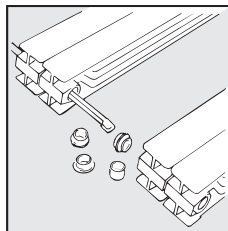
All dimensional drawings of radiators and valves for pre installing pipework can be viewed on our website [www.aelheating.com](http://www.aelheating.com)

Graduate die-cast aluminium Radiators

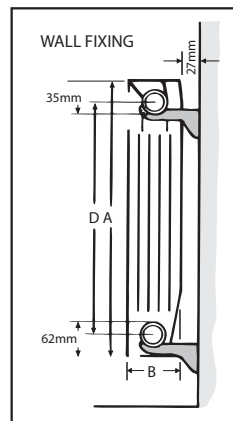
# Graduate 2000 and Highrise

Minimum Assembly - 3 sections: Max - 60 sections\*  
 \*Note: Transport maximum - 14 sections: further assemblies up to 10 sections to be added during installation.

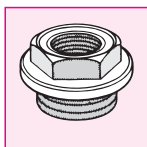
Quality radiators to heat and enhance any room, anytime, anywhere  
 Available from Builders & Plumbers Merchants and Heating Contractors throughout the UK. (stock available at source).



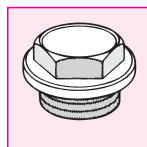
Assemblies of more than 14 sections should be joined together on site (6 sections for HIGHRISE). A Joining Key and Joining Nipples are provided together with instructions. It is a very simple operation. Sections can also be removed after installation if desired.



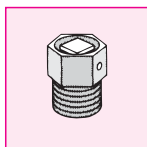
## Included Accessories



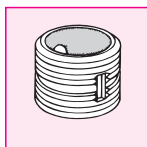
Tapping Brush



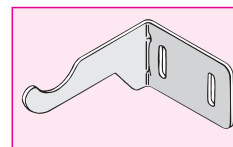
End Plug



Chrome Air Vent

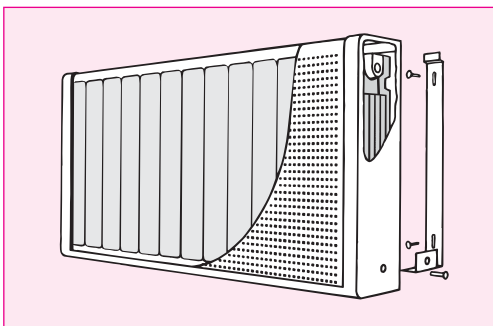


Joining Nipple

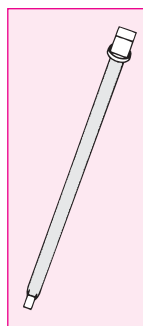


Wall Bracket

## Optional Extras



**Rad Guard**  
 Meets NHS Estates low surface temperature requirements for aged persons dwellings, hospitals, and nurseries etc. Measurements must include rad valves.



**SNA 03**  
 Joining Key for radiators over 14 sections (over 6 sections for HIGHRISE).

**SNA 24**  
 Attached bracket complete with 'U' bolt.

AEL reserve the right to alter designs and specifications without prior notice.

Other AEL products include:-  
 Victorian traditional cast iron column radiators; tubular brass and steel Towel Radiators; radiator valves; Radiator Cabinet furniture.  
 Detailed literature is available on request.

Choose from our NEW control valves brochure for that finishing touch.



Valves shown TABC

# AEL

HEATING SOLUTIONS

**HEAD OFFICE:** 4 Berkeley Court, Manor Park,  
 Runcorn, Cheshire, WA7 1TQ  
 Tel: 01928 579068 Fax: 01928 579523  
 e-mail: sales@aelheating.com

AEL reserve the right to alter designs and specifications without prior notice

Plate Heat  
 Exchanger  
 Packages

Gas fired  
 Condensing  
 Boilers

Cast Iron  
 Sectional  
 Boilers

High Output Tubular  
 Aluminium Steel  
 Radiators Radiators

Designer  
 Bathroom  
 Radiators

Corgi  
 Approved  
 Engineers

# Graduate die-cast aluminium Radiators